

# Sun Life MPF Master Trust Form Guide



## Silver Rating

A good "Value for Money" MPF scheme delivering good aggregate value across the key assessment criteria

## Scheme Summary

The Sun Life MPF Master Trust is **Silver rated**. Silver rated MPF schemes offer members **good** "Value for Money" and are likely to deliver **good** value across key assessment criteria. The Scheme Sponsor is the same sponsor of the Sun Life Rainbow MPF Scheme; a 2021 Gold rated scheme. The same Scheme Sponsor was awarded the Employers' Choice award in both 2019 and 2020.

## Scheme Facts

**Scheme Size (\$m)<sup>1</sup>**  
2,319.55

**Scheme Website**  
[www.sunlife.com.hk](http://www.sunlife.com.hk)

**Commencement Date**  
1 Dec 2000

**Contact Number**  
2971 0200

**No. of Fund Choices**  
13

**Member Complaint Hotline**  
2971 0200

**Trustee**  
HSBC Provident Fund Trustee (Hong Kong) Limited

**Administrator**  
BestServe Financial Limited


Strictly Not For Distribution

## Investment

- Investment Choices
- Absolute Performance
- Risk Adjusted Performance

## Fees & Charges

- Management Fee Competitiveness
- Fund Expense Ratio Competitiveness
- Investment Performance vs Fees



## Compared to all MPF Schemes:

**Outer Ring:**  
Excellent  
Top 25%

**2nd Outer Ring:**  
Good  
Top 50%

**2nd Inner Ring:**  
Average  
Top 75%

**Inner Ring:**  
Below Average  
Other 25%

# Sun Life MPF Master Trust

## Available Fund Choices<sup>2</sup>



- Equity Fund (HK & China)**
  - Schroder MPF Hong Kong Portfolio
- Equity Fund (Asia)**
  - Schroder MPF Asian Portfolio
- Equity Fund (Global)**
  - Schroder MPF International Portfolio
- Mixed Asset Fund (81-100% Equity)**
  - Schroder MPF Growth Portfolio



- Mixed Asset Fund (61-80% Equity)**
  - Schroder MPF Balanced Investment Portfolio
- Default Investment Strategy Fund**
  - Schroder MPF Core Accumulation Fund



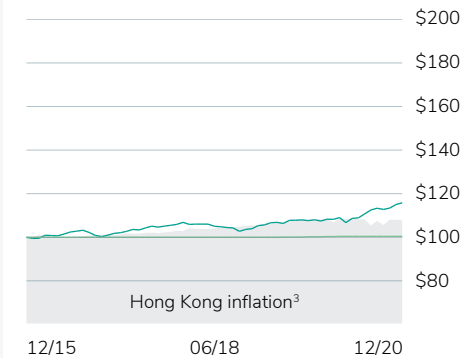
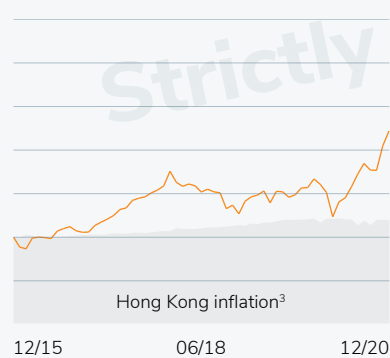
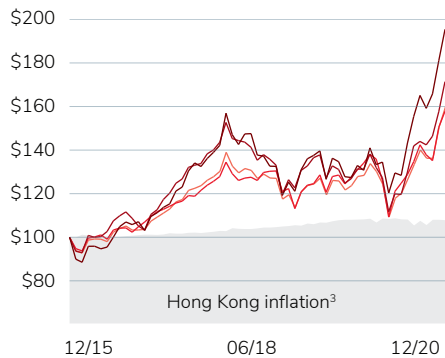
- Mixed Asset Fund (41-60% Equity)**
  - Schroder MPF Stable Growth Portfolio



- Mixed Asset Fund (21-40% Equity)**
  - Schroder MPF Capital Stable Portfolio
- Default Investment Strategy Fund**
  - Schroder MPF Age 65 Plus Fund
- Bond Fund**
  - Schroder MPF RMB and HKD Fixed Income Portfolio
  - Schroder MPF Global Fixed Income Portfolio



- Money Market Fund (MPF Conservative Fund)**
  - Schroder MPF Conservative Portfolio
- Guaranteed Fund**
  - Schroder MPF Capital Guaranteed Portfolio



### Industry Performance Table<sup>1</sup>

MPFR Index Returns	YTD (%)	1 Year (%)	3 Years (% p.a.)	5 Years (% p.a.)	10 Years (% p.a.)
Equity Fund (HK & China)	15.85	15.85	5.22	10.08	4.61
Mixed Asset Fund (81-100% Equity)	15.23	15.23	5.37	8.67	5.42
Mixed Asset Fund (61-80% Equity)	14.67	14.67	5.42	7.78	4.83
Mixed Asset Fund (41-60% Equity)	13.13	13.13	5.06	6.57	3.97
Mixed Asset Fund (21-40% Equity)	10.19	10.19	4.03	4.91	2.74
Consumer price index (CPI)	-0.63	-0.63	1.58	1.53	2.84

### Do You Need Advice?

mpf@bis.hk

### Further Information

www.mpfratings.com.hk

### Methodology

For ratings methodology :  
www.mpfratings.com.hk/ratings-methodology/

For awards methodology :  
www.mpfratings.com.hk/awards-methodology/

### Disclaimer

Information provided by MPF Ratings Limited does not constitute financial product advice & does not take into account individual financial situation, objectives or needs. Although every effort has been made to ensure accuracy of the information, & the information is believed to be correct, accuracy cannot be guaranteed. Before acting on the information, consider appropriateness, having regard for financial objectives, situation & needs. Individuals should consider obtaining independent advice before making any financial decision. Before making a decision regarding any of the products mentioned, individuals should obtain & consider a copy of the relevant MPF scheme brochures & fund fact sheets from the product issuer. No responsibility is accepted for any loss arising (including due to negligence) from anyone acting, or refraining from acting as a result of this material.

<sup>1</sup>As at 31 December 2020

<sup>2</sup>Funds with less than 5 year track record have not been compared to Hong Kong inflation

<sup>3</sup>Hong Kong inflation = Consumer Price Index (CPI)