

Principal MPF - Simple Plan Form Guide



Bronze Rating

A fair "Value for Money" MPF scheme delivering fair aggregate value across the key assessment criteria

Scheme Summary

The Principal MPF - Simple Plan is **Bronze rated**. Bronze rated MPF schemes offer members **fair** "Value for Money" and are likely to deliver **fair** value across key assessment criteria. The Scheme Sponsor won its first **Employers' Choice** award and received a **Socially Responsible** award in 2021 for its commitment to children's financial education. The Scheme Sponsor also received the **Best Communication and Education** award in 2021. The Scheme is sponsored by the same sponsor as the Principal MPF Scheme Series 800; a Silver rated scheme.

Scheme Facts

Scheme Size (\$m)¹
3,550.18

Scheme Website
www.principal.com.hk

Commencement Date
20 Jan 2005

Contact Number
2802 2812

No. of Fund Choices
10

Member Complaint Hotline
2802 2812

Trustee
Principal Trust Company (Asia) Limited

Administrator
Principal Trust Company (Asia) Limited

Awards



Employers' Choice

The best MPF Scheme as voted by the employers of Hong Kong and is given to the MPF scheme provider demonstrating the highest level of employer satisfaction



Best Communication and Education

The MPF Scheme that demonstrates a leading standard or initiative in providing members with effective communication and education; thereby improving a customer's MPF experience



Socially Responsible


The MPF Scheme that introduces initiatives that promotes socially responsible outcomes that visibly benefit the people of Hong Kong

Investment

- Investment Choices
- Absolute Performance
- Risk Adjusted Performance

Fees & Charges

- Management Fee Competitiveness
- Fund Expense Ratio Competitiveness
- Investment Performance vs Fees



Compared to all MPF Schemes:

Outer Ring:
Excellent
Top 25%

2nd Outer Ring:
Good
Top 50%

2nd Inner Ring:
Average
Top 75%

Inner Ring:
Below Average
Other 25%

Strictly Not For Distribution

Principal MPF - Simple Plan

Available Fund Choices²



Equity Fund (HK & China)

Principal Dynamic Hong Kong Equity Fund

Equity Fund (Asia)

Principal Dynamic Asia Pacific Equity Fund

Equity Fund (Global)

Principal Dynamic Global Equity Fund

Mixed Asset Fund (81-100% Equity)

Principal Growth Fund



Mixed Asset Fund (61-80% Equity)

Principal Balanced Fund

Default Investment Strategy Fund

Principal Core Accumulation Fund



Mixed Asset Fund (21-40% Equity)

Principal Stable Fund

Default Investment Strategy Fund

Principal Age 65 Plus Fund

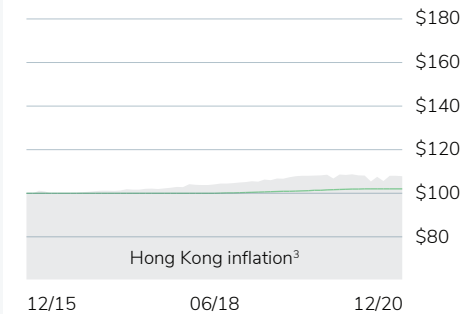
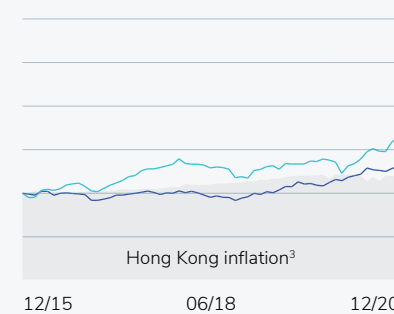
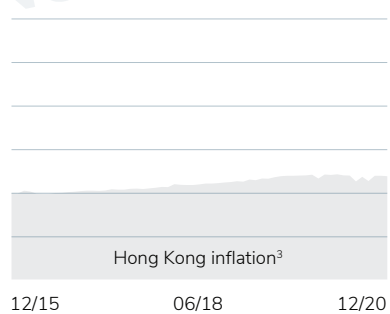
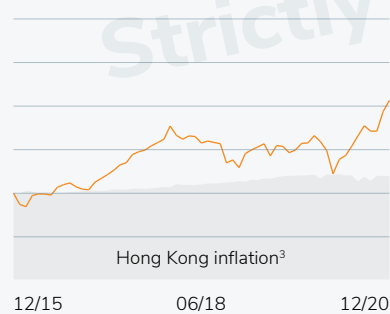
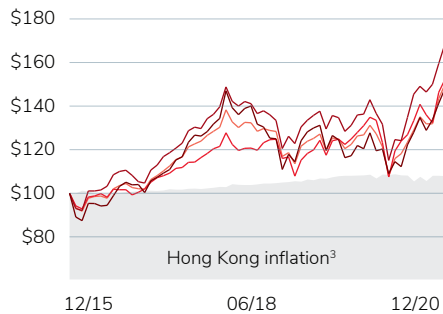
Bond Fund

Principal Dynamic Global Bond Fund



Money Market Fund (MPF Conservative Fund)

Principal - MPF Conservative Fund



Industry Performance Table¹

MPFR Index Returns	YTD (%)	1 Year (%)	3 Years (% p.a.)	5 Years (% p.a.)	10 Years (% p.a.)
Equity Fund (HK & China)	15.85	15.85	5.22	10.08	4.61
Mixed Asset Fund (81-100% Equity)	15.23	15.23	5.37	8.67	5.42
Mixed Asset Fund (61-80% Equity)	14.67	14.67	5.42	7.78	4.83
Mixed Asset Fund (41-60% Equity)	13.13	13.13	5.06	6.57	3.97
Mixed Asset Fund (21-40% Equity)	10.19	10.19	4.03	4.91	2.74
Consumer price index (CPI)	-0.63	-0.63	1.58	1.53	2.84

Do You Need Advice?

mpf@bis.hk

Further Information

www.mpfratings.com.hk

Methodology

For ratings methodology :
www.mpfratings.com.hk/ratings-methodology/

For awards methodology :
www.mpfratings.com.hk/awards-methodology/

Disclaimer

Information provided by MPF Ratings Limited does not constitute financial product advice & does not take into account individual financial situation, objectives or needs. Although every effort has been made to ensure accuracy of the information, & the information is believed to be correct, accuracy cannot be guaranteed. Before acting on the information, consider appropriateness, having regard for financial objectives, situation & needs. Individuals should consider obtaining independent advice before making any financial decision. Before making a decision regarding any of the products mentioned, individuals should obtain & consider a copy of the relevant MPF scheme brochures & fund fact sheets from the product issuer. No responsibility is accepted for any loss arising (including due to negligence) from anyone acting, or refraining from acting as a result of this material.

¹As at 31 December 2020

²Funds with less than 5 year track record have not been compared to Hong Kong inflation

³Hong Kong inflation = Consumer Price Index (CPI)