

Manulife Global Select (MPF) Scheme Form Guide



Gold Rating

A best "Value for Money" MPF scheme delivering exceptional aggregate value across key assessment criteria

Scheme Summary

A **Gold rated** scheme offers members the **best** "Value for Money" and is likely to deliver **exceptional** value across key assessment criteria. **Global Select** was the **People's Choice** award winner for 3 consecutive years from 2019 to 2021. The Scheme is **innovative**, launching Hong Kong's first MPF post retirement product in 2021, and socially responsible, receiving a **Socially Responsible** award in 2021 for its partnership with St James' Settlement. Additionally, in 2021, the Scheme was awarded the **Best Employer Servicing** award and the 1, 5 and 10 Year **Consistent Performer (CP)** awards for Equity Fund (Europe) and the 10 Year CP award for Equity Fund (Global) categories.

Scheme Facts

Scheme Size (\$m)¹
279,680.09

Scheme Website
www.manulife.com.hk

Commencement Date
1 Dec 2000

Contact Number
2108 1388


No. of Fund Choices
30

Member Complaint Hotline
2108 1388

Trustee
Manulife Provident Funds Trust Company Limited

Administrator
Manulife (International) Limited

Awards



People's Choice

The best MPF Scheme as voted by the Hong Kong public and is given to the MPF scheme provider demonstrating the highest level of member satisfaction



Best New Innovation

The MPF Scheme that has contributed to an overall improvement to the long term welfare of members, by introducing an innovative product and/or functionality



Best Employer Servicing

The MPF Scheme that demonstrates a leading standard or initiative in servicing employers; thereby improving a customer's MPF experience



Socially Responsible

The MPF Scheme that introduces initiatives that promotes socially responsible outcomes that visibly benefit the people of Hong Kong



1 Year Consistent Performer - Equity Fund (Europe)

The best 1 year absolute performance within the Equity Fund (Europe) category



5 Year Consistent Performer - Equity Fund (Europe)

The best 5 year risk-adjusted performance within the Equity Fund (Europe) category



10 Year Consistent Performer - Equity Fund (Europe)

The best 10 year risk-adjusted performance within the Equity Fund (Europe) category



10 Year Consistent Performer - Equity Fund (Global)

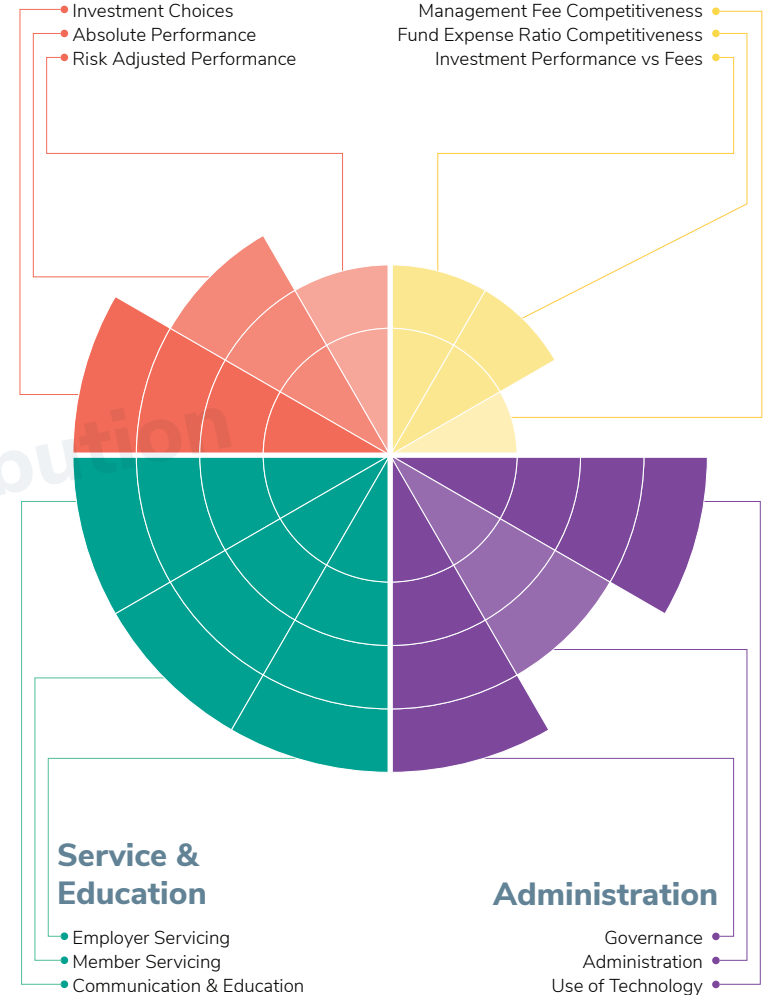
The best 10 year risk-adjusted performance within the Equity Fund (Global) category

Investment

- Investment Choices
- Absolute Performance
- Risk Adjusted Performance

Fees & Charges

- Management Fee Competitiveness
- Fund Expense Ratio Competitiveness
- Investment Performance vs Fees



Service & Education

- Employer Servicing
- Member Servicing
- Communication & Education

Administration

- Governance
- Administration
- Use of Technology

Compared to all MPF Schemes:

Outer Ring:	2nd Outer Ring:	2nd Inner Ring:	Inner Ring:
Excellent Top 25%	Good Top 50%	Average Top 75%	Below Average Other 25%

Manulife Global Select (MPF) Scheme

Available Fund Choices²



Equity Fund (HK & China)

- Manulife MPF China Value Fund
- Manulife MPF Hong Kong Equity Fund
- Manulife MPF Hang Seng Index Tracking Fund

Equity Fund (Asia)

- Manulife MPF Japan Equity Fund
- Manulife MPF Pacific Asia Equity Fund

Equity Fund (Global)

- Manulife MPF Healthcare Fund
- Manulife MPF International Equity Fund

Equity Fund (US)

- Manulife MPF North American Equity Fund

Equity Fund (Europe)

- Manulife MPF European Equity Fund

Mixed Asset Fund (81-100% Equity)

- Manulife MPF Aggressive Fund
- Manulife MPF Fidelity Growth Fund

Mixed Asset Fund (Target Date)

- Manulife MPF 2035 Retirement Fund
- Manulife MPF 2040 Retirement Fund
- Manulife MPF 2045 Retirement Fund



Mixed Asset Fund (61-80% Equity)

- Manulife MPF Growth Fund

Mixed Asset Fund (Target Date)

- Manulife MPF 2025 Retirement Fund
- Manulife MPF 2030 Retirement Fund

Default Investment Strategy Fund

- Manulife MPF Core Accumulation Fund



Mixed Asset Fund (41-60% Equity)

- Manulife MPF Fidelity Stable Growth Fund
- Manulife MPF Smart Retirement Fund

Mixed Asset Fund (Target Date)

- Manulife MPF 2020 Retirement Fund

Mixed Asset Fund (Other)

- Manulife MPF Retirement Income Fund



Default Investment Strategy Fund

- Manulife MPF Age 65 Plus Fund

Bond Fund

- Manulife MPF Hong Kong Bond Fund
- Manulife MPF International Bond Fund
- Manulife MPF Pacific Asia Bond Fund
- Manulife MPF RMB Bond Fund



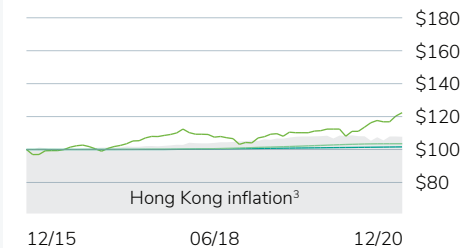
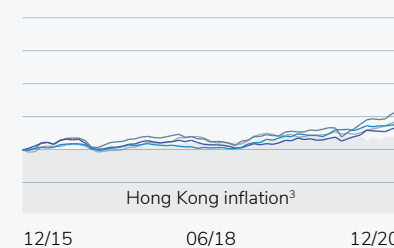
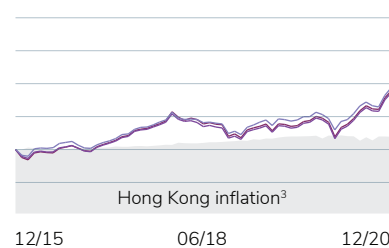
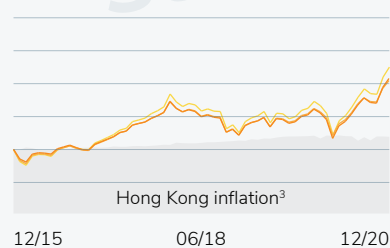
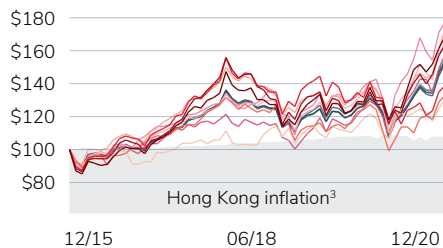
Money Market Fund (MPF Conservative Fund)

- Manulife MPF Conservative Fund

Guaranteed Fund

- Manulife MPF Interest Fund
- Manulife MPF Stable Fund

Strictly Not For Distribution



Industry Performance Table¹

MPFR Index Returns	YTD (%)	1 Year (%)	3 Years (% p.a.)	5 Years (% p.a.)	10 Years (% p.a.)
Equity Fund (HK & China)	15.85	15.85	5.22	10.08	4.61
Mixed Asset Fund (81-100% Equity)	15.23	15.23	5.37	8.67	5.42
Mixed Asset Fund (61-80% Equity)	14.67	14.67	5.42	7.78	4.83
Mixed Asset Fund (41-60% Equity)	13.13	13.13	5.06	6.57	3.97
Mixed Asset Fund (21-40% Equity)	10.19	10.19	4.03	4.91	2.74
Consumer price index (CPI)	-0.63	-0.63	1.58	1.53	2.84

Do You Need Advice?

mpf@bis.hk

Further Information

www.mpratings.com.hk

Methodology

For ratings methodology:
www.mpratings.com.hk/ratings-methodology/

For awards methodology:
www.mpratings.com.hk/awards-methodology/

Disclaimer

Information provided by MPF Ratings Limited does not constitute financial product advice & does not take into account individual financial situation, objectives or needs. Although every effort has been made to ensure accuracy of the information, & the information is believed to be correct, accuracy cannot be guaranteed. Before acting on the information, consider appropriateness, having regard for financial objectives, situation & needs. Individuals should consider obtaining independent advice before making any financial decision. Before making a decision regarding any of the products mentioned, individuals should obtain & consider a copy of the relevant MPF scheme brochures & fund fact sheets from the product issuer. No responsibility is accepted for any loss arising (including due to negligence) from anyone acting, or refraining from acting as a result of this material.

¹As at 31 December 2020

²Funds with less than 5 year track record have not been compared to Hong Kong inflation

³Hong Kong inflation = Consumer Price Index (CPI)