



Invesco Strategic MPF Scheme Form Guide



Silver Rating

A good "Value for Money" MPF scheme delivering good aggregate value across the key assessment criteria

Scheme Summary

The Invesco Strategic MPF Scheme is Silver rated. Silver rated MPF schemes offer members **good** "Value for Money" and are likely to deliver **good** value across key assessment criteria. The Scheme was awarded the 1 Year **Consistent Performer (CP)** award for MPF Conservative Fund category in 2021.

Scheme Facts

Scheme Size (\$m)¹
24,771.92

Scheme Website
www.invesco.com/hk

Commencement Date
28 Dec 2000

Contact Number
2842 7878

No. of Fund Choices
12

Member Complaint Hotline
2842 7878

Trustee
Bank Consortium Trust Company Limited

Administrator
Bank Consortium Trust Company Limited

Awards



1 Year Consistent Performer - MPF Conservative Fund


The best 1 year absolute performance within the MPF Conservative Fund category

Investment

- Investment Choices
- Absolute Performance
- Risk Adjusted Performance

Fees & Charges

- Management Fee Competitiveness
- Fund Expense Ratio Competitiveness
- Investment Performance vs Fees



Service & Education

- Employer Servicing
- Member Servicing
- Communication & Education

Administration

- Governance
- Administration
- Use of Technology

Compared to all MPF Schemes:

Outer Ring:	2nd Outer Ring:	2nd Inner Ring:	Inner Ring:
Excellent Top 25%	Good Top 50%	Average Top 75%	Below Average Other 25%

Invesco Strategic MPF Scheme

Available Fund Choices²



Equity Fund (HK & China)

- Hong Kong and China Equity Fund
- Invesco Hang Seng Index Tracking Fund

Equity Fund (Asia)

- Asian Equity Fund

Equity Fund (Global)

- Growth Fund



Mixed Asset Fund (61-80% Equity)

- Balanced Fund

Default Investment Strategy Fund

- Core Accumulation Fund



Mixed Asset Fund (21-40% Equity)

- Capital Stable Fund

Default Investment Strategy Fund

- Age 65 Plus Fund

Bond Fund

- Global Bond Fund
- RMB Bond Fund

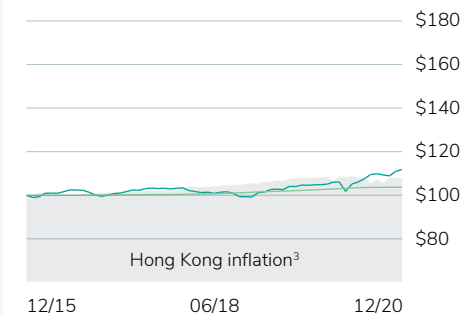
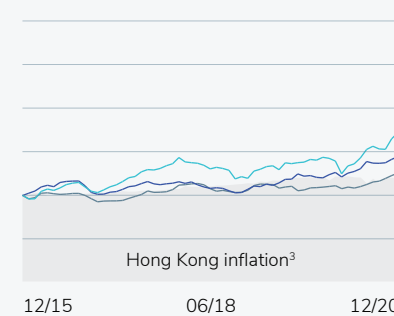
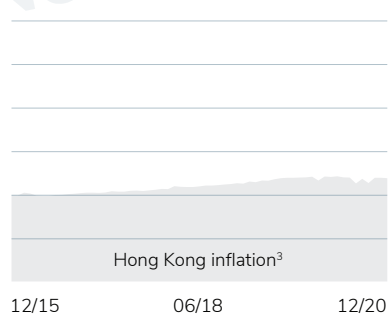
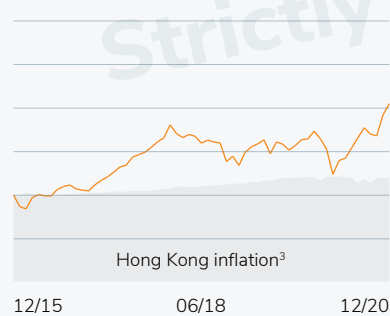
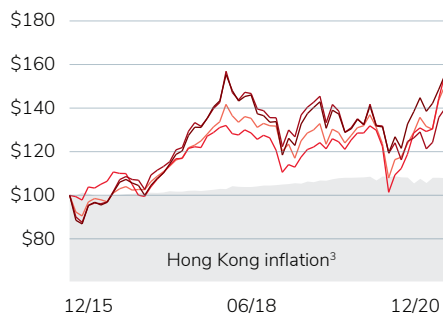


Money Market Fund (MPF Conservative Fund)

- MPF Conservative Fund

Guaranteed Fund

- Guaranteed Fund



Industry Performance Table¹

MPFR Index Returns	YTD (%)	1 Year (%)	3 Years (% p.a.)	5 Years (% p.a.)	10 Years (% p.a.)
Equity Fund (HK & China)	15.85	15.85	5.22	10.08	4.61
Mixed Asset Fund (81-100% Equity)	15.23	15.23	5.37	8.67	5.42
Mixed Asset Fund (61-80% Equity)	14.67	14.67	5.42	7.78	4.83
Mixed Asset Fund (41-60% Equity)	13.13	13.13	5.06	6.57	3.97
Mixed Asset Fund (21-40% Equity)	10.19	10.19	4.03	4.91	2.74
Consumer price index (CPI)	-0.63	-0.63	1.58	1.53	2.84

Do You Need Advice?

mpf@bis.hk

Further Information

www.mpfratings.com.hk

Methodology

For ratings methodology :
www.mpfratings.com.hk/ratings-methodology/

For awards methodology :
www.mpfratings.com.hk/awards-methodology/

¹As at 31 December 2020

²Funds with less than 5 year track record have not been compared to Hong Kong inflation

³Hong Kong inflation = Consumer Price Index (CPI)

Disclaimer

Information provided by MPF Ratings Limited does not constitute financial product advice & does not take into account individual financial situation, objectives or needs. Although every effort has been made to ensure accuracy of the information, & the information is believed to be correct, accuracy cannot be guaranteed. Before acting on the information, consider appropriateness, having regard for financial objectives, situation & needs. Individuals should consider obtaining independent advice before making any financial decision. Before making a decision regarding any of the products mentioned, individuals should obtain & consider a copy of the relevant MPF scheme brochures & fund fact sheets from the product issuer. No responsibility is accepted for any loss arising (including due to negligence) from anyone acting, or refraining from acting as a result of this material.