



Haitong MPF Retirement Fund Form Guide



Bronze Rating

A fair "Value for Money" MPF scheme delivering fair aggregate value across the key assessment criteria

Scheme Summary

The Haitong MPF Retirement Fund is **Bronze** rated. Bronze rated MPF schemes offer members **fair** "Value for Money" and are likely to deliver **fair** value across key assessment criteria. The Scheme was awarded the 1 and 5 Year **Consistent Performer (CP)** awards for Equity Fund (Global) category, and the 1 Year **CP** award for both Default Investment Strategy Fund (Core Accumulation Fund) and Default Investment Strategy Fund (Age 65 Plus Fund) categories in 2021.

Scheme Facts

Scheme Size (\$m)¹
633.39

Scheme Website
www.htisec.com/asm

Commencement Date
1 Feb 2001

Contact Number
2500 1600

No. of Fund Choices
7

Member Complaint Hotline
2500 1600

Trustee
HSBC Institutional Trust Services (Asia) Limited

Administrator
HSBC Institutional Trust Services (Asia) Limited

Awards



1 Year Consistent Performer - Default Investment Strategy Fund (Core Accumulation Fund)

The best 1 year absolute performance within the Default Investment Strategy Fund (Core Accumulation Fund) category



1 Year Consistent Performer - Default Investment Strategy Fund (Age 65 Plus Fund)

The best 1 year absolute performance within the Default Investment Strategy Fund (Age 65 Plus Fund) category



1 Year Consistent Performer - Equity Fund (Global)

The best 1 year absolute performance within the Equity Fund (Global) category



5 Year Consistent Performer - Equity Fund (Global)

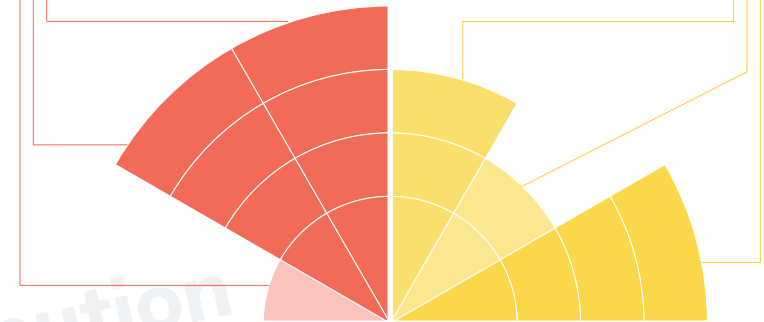
The best 5 year risk-adjusted performance within the Equity Fund (Global) category

Investment

- Investment Choices
- Absolute Performance
- Risk Adjusted Performance

Fees & Charges

- Management Fee Competitiveness
- Fund Expense Ratio Competitiveness
- Investment Performance vs Fees



Service & Education

- Employer Servicing
- Member Servicing
- Communication & Education

Administration

- Governance
- Administration
- Use of Technology

Compared to all MPF Schemes:

Outer Ring:
Excellent
Top 25%

2nd Outer Ring:
Good
Top 50%

2nd Inner Ring:
Average
Top 75%

Inner Ring:
Below Average
Other 25%

Haitong MPF Retirement Fund

Available Fund Choices²



Equity Fund (HK & China)

Haitong Hong Kong SAR Fund

Equity Fund (Asia)

Haitong Asia Pacific (excluding HK) Fund

Haitong Korea Fund

Equity Fund (Global)

Haitong Global Diversification Fund



Default Investment Strategy Fund

Haitong Core Accumulation Fund



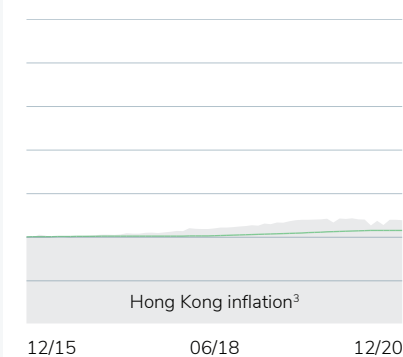
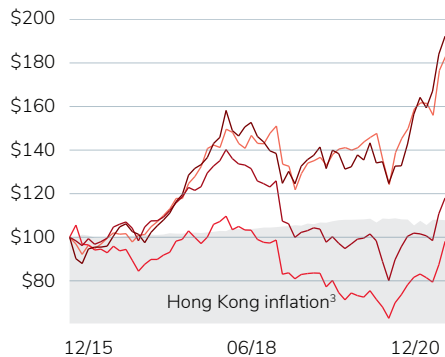
Default Investment Strategy Fund

Haitong Age 65 Plus Fund



Money Market Fund (MPF Conservative Fund)

Haitong MPF Conservative Fund



Industry Performance Table¹

MPFR Index Returns	YTD (%)	1 Year (%)	3 Years (% p.a.)	5 Years (% p.a.)	10 Years (% p.a.)
Equity Fund (HK & China)	15.85	15.85	5.22	10.08	4.61
Mixed Asset Fund (81-100% Equity)	15.23	15.23	5.37	8.67	5.42
Mixed Asset Fund (61-80% Equity)	14.67	14.67	5.42	7.78	4.83
Mixed Asset Fund (41-60% Equity)	13.13	13.13	5.06	6.57	3.97
Mixed Asset Fund (21-40% Equity)	10.19	10.19	4.03	4.91	2.74
Consumer price index (CPI)	-0.63	-0.63	1.58	1.53	2.84

Do You Need Advice?

mpf@bis.hk

Further Information

www.mpratings.com.hk

Methodology

For ratings methodology :
www.mpratings.com.hk/ratings-methodology/

For awards methodology :
www.mpratings.com.hk/awards-methodology/

Disclaimer

Information provided by MPF Ratings Limited does not constitute financial product advice & does not take into account individual financial situation, objectives or needs. Although every effort has been made to ensure accuracy of the information, & the information is believed to be correct, accuracy cannot be guaranteed. Before acting on the information, consider appropriateness, having regard for financial objectives, situation & needs. Individuals should consider obtaining independent advice before making any financial decision. Before making a decision regarding any of the products mentioned, individuals should obtain & consider a copy of the relevant MPF scheme brochures & fund fact sheets from the product issuer. No responsibility is accepted for any loss arising (including due to negligence) from anyone acting, or refraining from acting as a result of this material.

¹As at 31 December 2020

²Funds with less than 5 year track record have not been compared to Hong Kong inflation

³Hong Kong inflation = Consumer Price Index (CPI)