

BEA (MPF) Value Scheme Form Guide



Gold Rating

A best "Value for Money" MPF scheme delivering exceptional aggregate value across key assessment criteria

Scheme Summary

The BEA (MPF) Value Scheme is **Gold** rated. Gold rated MPF schemes offer members the **best** "Value for Money" and are likely to deliver **exceptional** value across key assessment criteria. The Scheme was awarded the 5 Year **Consistent Performer (CP)** awards for Mixed Asset Fund (21-40% Equity) and Mixed Asset Fund (41-60% Equity) categories in 2021.

Scheme Facts

Scheme Size (\$m)¹
133.37

Scheme Website
www.hkbea.com

Commencement Date
25 Oct 2012

Contact Number
2211 1777

No. of Fund Choices
12

Member Complaint Hotline
2211 1777

Trustee
Bank of East Asia
(Trustees) Limited

Administrator
Bank of East Asia
(Trustees) Limited

Awards



5 Year Consistent Performer - Mixed Asset Fund (21-40% Equity)

The best 5 year risk-adjusted performance within the Mixed Asset Fund (21-40% Equity) category



5 Year Consistent Performer - Mixed Asset Fund (41-60% Equity)

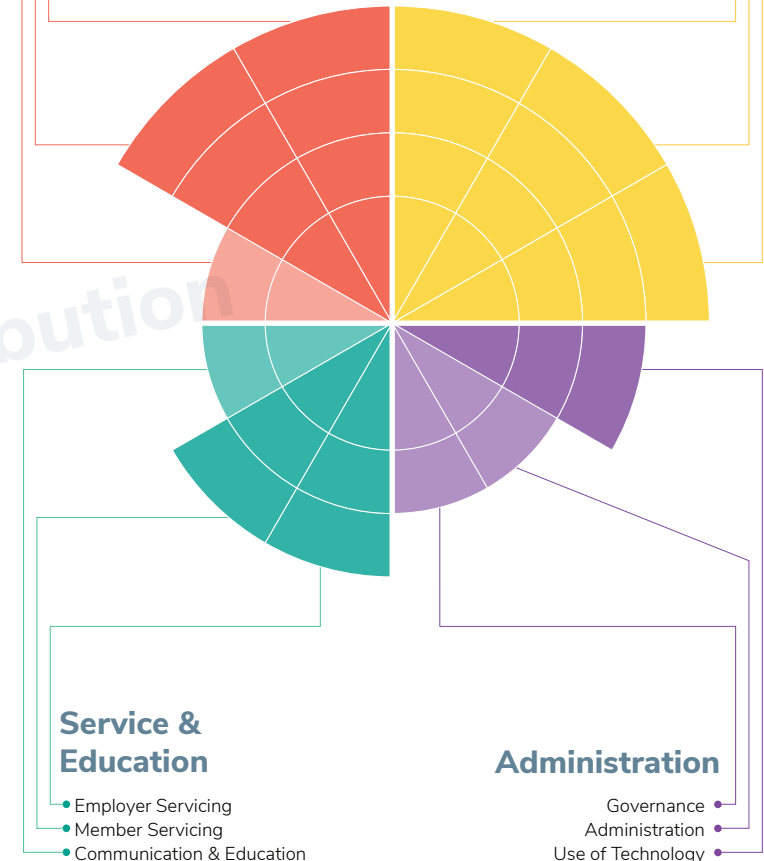
The best 5 year risk-adjusted performance within the Mixed Asset Fund (41-60% Equity) category

Investment

- Investment Choices
- Absolute Performance
- Risk Adjusted Performance

Fees & Charges

- Management Fee Competitiveness
- Fund Expense Ratio Competitiveness
- Investment Performance vs Fees



Compared to all MPF Schemes:

Outer Ring:
Excellent
Top 25%

2nd Outer Ring:
Good
Top 50%

2nd Inner Ring:
Average
Top 75%

Inner Ring:
Below Average
Other 25%

Strictly Not For Distribution

BEA (MPF) Value Scheme

Available Fund Choices²



Equity Fund (HK & China)

- BEA Greater China Equity Fund
- BEA Greater China Tracker Fund
- BEA Hong Kong Tracker Fund

Equity Fund (Asia)

- BEA Asian Equity Fund

Equity Fund (Global)

- BEA Global Equity Fund



Mixed Asset Fund (61-80% Equity)

- BEA Growth Fund

Default Investment Strategy Fund

- BEA Core Accumulation Fund



Mixed Asset Fund (41-60% Equity)

- BEA Balanced Fund



Mixed Asset Fund (21-40% Equity)

- BEA Stable Fund

Default Investment Strategy Fund

- BEA Age 65 Plus Fund

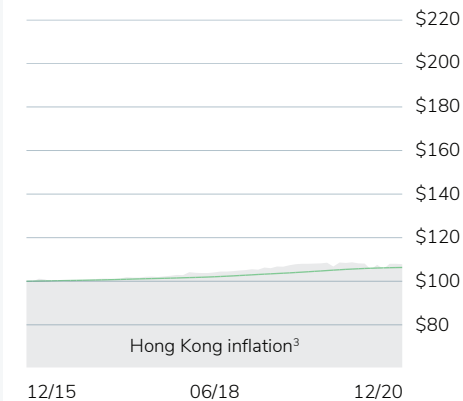
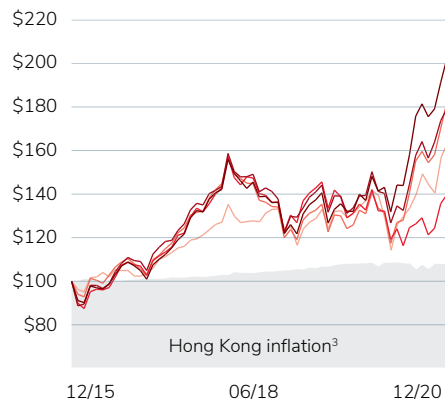
Bond Fund

- BEA Global Bond Fund



Money Market Fund (MPF Conservative Fund)

- BEA MPF Conservative Fund



Industry Performance Table¹

MPFR Index Returns	YTD (%)	1 Year (%)	3 Years (% p.a.)	5 Years (% p.a.)	10 Years (% p.a.)
Equity Fund (HK & China)	15.85	15.85	5.22	10.08	4.61
Mixed Asset Fund (81-100% Equity)	15.23	15.23	5.37	8.67	5.42
Mixed Asset Fund (61-80% Equity)	14.67	14.67	5.42	7.78	4.83
Mixed Asset Fund (41-60% Equity)	13.13	13.13	5.06	6.57	3.97
Mixed Asset Fund (21-40% Equity)	10.19	10.19	4.03	4.91	2.74
Consumer price index (CPI)	-0.63	-0.63	1.58	1.53	2.84

Do You Need Advice?

mpf@bis.hk

Further Information

www.mpfratings.com.hk

Methodology

For ratings methodology:

www.mpfratings.com.hk/ratings-methodology/

For awards methodology:

www.mpfratings.com.hk/awards-methodology/

Disclaimer

Information provided by MPF Ratings Limited does not constitute financial product advice & does not take into account individual financial situation, objectives or needs. Although every effort has been made to ensure accuracy of the information, & the information is believed to be correct, accuracy cannot be guaranteed. Before acting on the information, consider appropriateness, having regard for financial objectives, situation & needs. Individuals should consider obtaining independent advice before making any financial decision. Before making a decision regarding any of the products mentioned, individuals should obtain & consider a copy of the relevant MPF scheme brochures & fund fact sheets from the product issuer. No responsibility is accepted for any loss arising (including due to negligence) from anyone acting, or refraining from acting as a result of this material.

¹As at 31 December 2020

²Funds with less than 5 year track record have not been compared to Hong Kong inflation

³Hong Kong inflation = Consumer Price Index (CPI)