

# BEA (MPF) Master Trust Scheme Form Guide



## Silver Rating

A good "Value for Money" MPF scheme delivering good aggregate value across the key assessment criteria

## Scheme Summary

The BEA (MPF) Master Trust Scheme is **Silver** rated. Silver rated MPF schemes offer members **good** "Value for Money" and are likely to deliver **good** value across key assessment criteria. The Scheme is sponsored by the same sponsor as the BEA (MPF) Value Scheme; a 2021 Gold rated scheme.

## Scheme Facts

**Scheme Size (\$m)<sup>1</sup>**  
16,732.50

**Scheme Website**  
[www.hkbea.com](http://www.hkbea.com)

**Commencement Date**  
1 Dec 2000

**Contact Number**  
2211 1777

**No. of Fund Choices**  
18

**Member Complaint Hotline**  
2211 1777

**Trustee**  
Bank of East Asia  
(Trustees) Limited

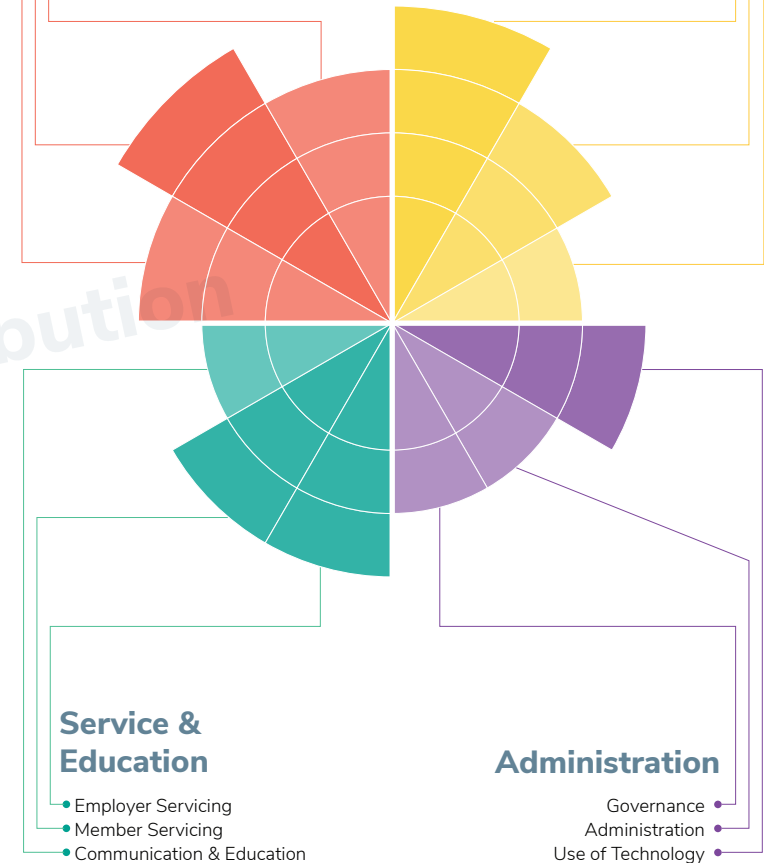
**Administrator**  
Bank of East Asia  
(Trustees) Limited

## Investment

- Investment Choices
- Absolute Performance
- Risk Adjusted Performance

## Fees & Charges

- Management Fee Competitiveness
- Fund Expense Ratio Competitiveness
- Investment Performance vs Fees



## Compared to all MPF Schemes:

**Outer Ring:**  
Excellent  
Top 25%

**2nd Outer Ring:**  
Good  
Top 50%

**2nd Inner Ring:**  
Average  
Top 75%

**Inner Ring:**  
Below Average  
Other 25%

# BEA (MPF) Master Trust Scheme

## Available Fund Choices<sup>2</sup>



### Equity Fund (HK & China)

- BEA (MPF) Greater China Equity Fund
- BEA (MPF) Hong Kong Equity Fund
- BEA China Tracker Fund
- BEA Hong Kong Tracker Fund

### Equity Fund (Asia)

- BEA (MPF) Asian Equity Fund
- BEA (MPF) Japan Equity Fund

### Equity Fund (Global)

- BEA (MPF) Global Equity Fund

### Equity Fund (US)

- BEA (MPF) North American Equity Fund

### Equity Fund (Europe)

- BEA (MPF) European Equity Fund



### Mixed Asset Fund (61-80% Equity)

- BEA (MPF) Growth Fund

### Default Investment Strategy Fund

- BEA (MPF) Core Accumulation Fund



### Mixed Asset Fund (41-60% Equity)

- BEA (MPF) Balanced Fund



### Mixed Asset Fund (21-40% Equity)

- BEA (MPF) Stable Fund

### Default Investment Strategy Fund

- BEA (MPF) Age 65 Plus Fund

### Bond Fund

- BEA (MPF) Global Bond Fund



### Money Market Fund (MPF Conservative Fund)

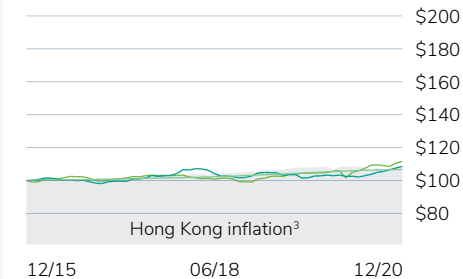
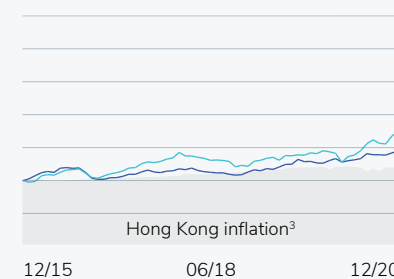
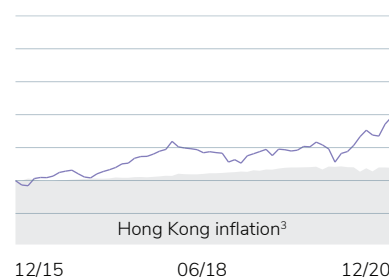
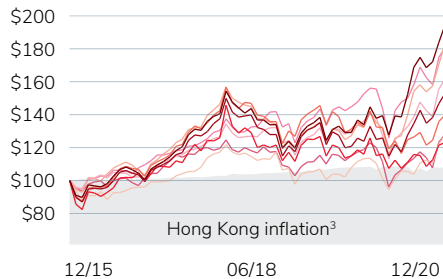
- BEA (MPF) Conservative Fund

### Money Market Fund (Non MPF Conservative Fund)

- BEA (MPF) RMB & HKD Money Market Fund

### Guaranteed Fund

- BEA (MPF) Long Term Guaranteed Fund



### Industry Performance Table<sup>1</sup>

MPFR Index Returns	YTD (%)	1 Year (%)	3 Years (% p.a.)	5 Years (% p.a.)	10 Years (% p.a.)
Equity Fund (HK & China)	15.85	15.85	5.22	10.08	4.61
Mixed Asset Fund (81-100% Equity)	15.23	15.23	5.37	8.67	5.42
Mixed Asset Fund (61-80% Equity)	14.67	14.67	5.42	7.78	4.83
Mixed Asset Fund (41-60% Equity)	13.13	13.13	5.06	6.57	3.97
Mixed Asset Fund (21-40% Equity)	10.19	10.19	4.03	4.91	2.74
Consumer price index (CPI)	-0.63	-0.63	1.58	1.53	2.84

### Do You Need Advice?

mpf@bis.hk

### Further Information

www.mpratings.com.hk

### Methodology

For ratings methodology :  
www.mpratings.com.hk/ratings-methodology/

For awards methodology :  
www.mpratings.com.hk/awards-methodology/

<sup>1</sup>As at 31 December 2020

<sup>2</sup>Funds with less than 5 year track record have not been compared to Hong Kong inflation

<sup>3</sup>Hong Kong inflation = Consumer Price Index (CPI)

### Disclaimer

Information provided by MPF Ratings Limited does not constitute financial product advice & does not take into account individual financial situation, objectives or needs. Although every effort has been made to ensure accuracy of the information, & the information is believed to be correct, accuracy cannot be guaranteed. Before acting on the information, consider appropriateness, having regard for financial objectives, situation & needs. Individuals should consider obtaining independent advice before making any financial decision. Before making a decision regarding any of the products mentioned, individuals should obtain & consider a copy of the relevant MPF scheme brochures & fund fact sheets from the product issuer. No responsibility is accepted for any loss arising (including due to negligence) from anyone acting, or refraining from acting as a result of this material.