

# Allianz Global Investors MPF Plan Form Guide



## Gold Rating

A best "Value for Money" MPF scheme delivering exceptional aggregate value across key assessment criteria

## Scheme Summary

The Allianz Global Investors MPF Plan is **Gold rated**. Gold rated MPF schemes offer members the **best** "Value for Money" and are likely to deliver **exceptional** value across key assessment criteria. The Scheme received **Rising Star** award in 2021 as the most improved MPF Scheme from the previous year. The Scheme was also awarded the 1 Year **Consistent Performer (CP)** award for Mixed Asset Fund (Dynamic) category as well as the 1, 5 and 10 Year **CP** awards for Equity Fund (Asia) category in 2021.

## Scheme Facts

**Scheme Size (\$m)<sup>1</sup>**  
10,556.76

**Scheme Website**  
hk.allianzgi.com/mpf

**Commencement Date**  
1 Dec 2000

**Contact Number**  
2298 9000

**No. of Fund Choices**  
13

**Member Complaint Hotline**  
2298 9000

**Trustee**  
Bank Consortium Trust  
Company Limited

**Administrator**  
Bank Consortium Trust  
Company Limited

## Awards



### Rising Star

The most improved MPF Scheme in overall absolute ranking or rating from the prior year's assessment



### 1 Year Consistent Performer - Mixed Asset Fund (Dynamic)

The best 1 year absolute performance within the Mixed Asset Fund (Dynamic) category



### 1 Year Consistent Performer - Equity Fund (Asia)

The best 1 year absolute performance within the Equity Fund (Asia) category



### 5 Year Consistent Performer - Equity Fund (Asia)

The best 5 year risk-adjusted performance within the Equity Fund (Asia) category



### 10 Year Consistent Performer - Equity Fund (Asia)


The best 10 year risk-adjusted performance within the Equity Fund (Asia) category

## Investment

- Investment Choices
- Absolute Performance
- Risk Adjusted Performance

## Fees & Charges

- Management Fee Competitiveness
- Fund Expense Ratio Competitiveness
- Investment Performance vs Fees



## Compared to all MPF Schemes:

**Outer Ring:**  
Excellent  
Top 25%

**2nd Outer Ring:**  
Good  
Top 50%

**2nd Inner Ring:**  
Average  
Top 75%

**Inner Ring:**  
Below Average  
Other 25%

# Allianz Global Investors MPF Plan

## Available Fund Choices<sup>2</sup>



### Equity Fund (HK & China)

- Allianz Hong Kong Fund
- Allianz Greater China Fund

### Equity Fund (Asia)

- Allianz Asian Fund

### Mixed Asset Fund (81-100% Equity)

- Allianz Growth Fund

### Mixed Asset Fund (Other)

- Allianz Oriental Pacific Fund



### Mixed Asset Fund (61-80% Equity)

- Allianz Balanced Fund

### Default Investment Strategy Fund

- Allianz MPF Core Accumulation Fund



### Mixed Asset Fund (41-60% Equity)

- Allianz Stable Growth Fund



### Mixed Asset Fund (21-40% Equity)

- Allianz Capital Stable Fund

### Mixed Asset Fund (Other)

- Allianz Flexi Balanced Fund

### Default Investment Strategy Fund

- Allianz MPF Age 65 Plus Fund

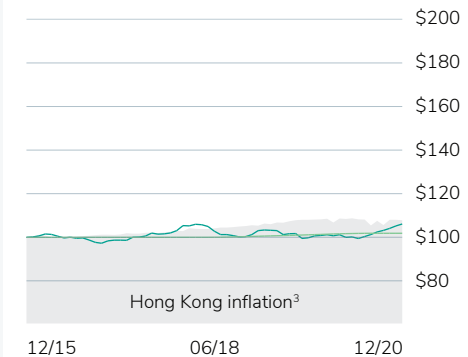
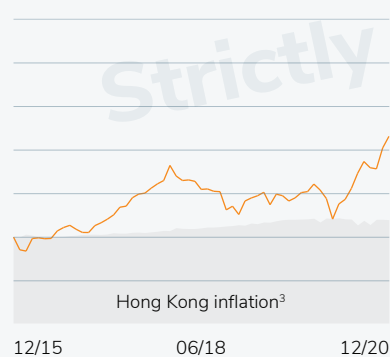
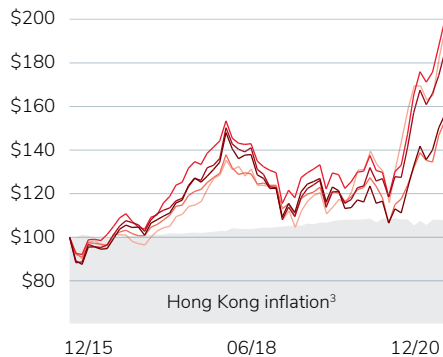


### Money Market Fund (MPF Conservative Fund)

- Allianz MPF Conservative Fund

### Money Market Fund (Non MPF Conservative Fund)

- Allianz RMB Money Market Fund



### Industry Performance Table<sup>1</sup>

MPFR Index Returns	YTD (%)	1 Year (%)	3 Years (% p.a.)	5 Years (% p.a.)	10 Years (% p.a.)
Equity Fund (HK & China)	15.85	15.85	5.22	10.08	4.61
Mixed Asset Fund (81-100% Equity)	15.23	15.23	5.37	8.67	5.42
Mixed Asset Fund (61-80% Equity)	14.67	14.67	5.42	7.78	4.83
Mixed Asset Fund (41-60% Equity)	13.13	13.13	5.06	6.57	3.97
Mixed Asset Fund (21-40% Equity)	10.19	10.19	4.03	4.91	2.74
Consumer price index (CPI)	-0.63	-0.63	1.58	1.53	2.84

### Do You Need Advice?

mpf@bis.hk

### Further Information

www.mpfratings.com.hk

### Methodology

For ratings methodology :  
www.mpfratings.com.hk/ratings-methodology/

For awards methodology :  
www.mpfratings.com.hk/awards-methodology/

### Disclaimer

Information provided by MPF Ratings Limited does not constitute financial product advice & does not take into account individual financial situation, objectives or needs. Although every effort has been made to ensure accuracy of the information, & the information is believed to be correct, accuracy cannot be guaranteed. Before acting on the information, consider appropriateness, having regard for financial objectives, situation & needs. Individuals should consider obtaining independent advice before making any financial decision. Before making a decision regarding any of the products mentioned, individuals should obtain & consider a copy of the relevant MPF scheme brochures & fund fact sheets from the product issuer. No responsibility is accepted for any loss arising (including due to negligence) from anyone acting, or refraining from acting as a result of this material.

<sup>1</sup>As at 31 December 2020

<sup>2</sup>Funds with less than 5 year track record have not been compared to Hong Kong inflation

<sup>3</sup>Hong Kong inflation = Consumer Price Index (CPI)