

AMTD MPF Scheme Form Guide



Bronze Rating

A fair "Value for Money" MPF scheme delivering fair aggregate value across the key assessment criteria

Scheme Summary

The AMTD MPF Scheme is **Bronze rated**. Bronze rated MPF schemes offer members **fair** "Value for Money" and are likely to deliver **fair** value across key assessment criteria. The Scheme was awarded the **1 Year Consistent Performer (CP)** award for Mixed Asset Fund (81-100% Equity) category in 2021.

Scheme Facts

Scheme Size (\$m)¹
777.57

Scheme Website
www.amtdgroup.com

Commencement Date
10 Jul 2009

Contact Number
3163 3260

No. of Fund Choices
16

Member Complaint Hotline
3163 3260

Trustee
Bank Consortium Trust
Company Limited

Administrator
Bank Consortium Trust
Company Limited

Awards



1 Year Consistent Performer - Mixed Asset Fund (81-100% Equity)

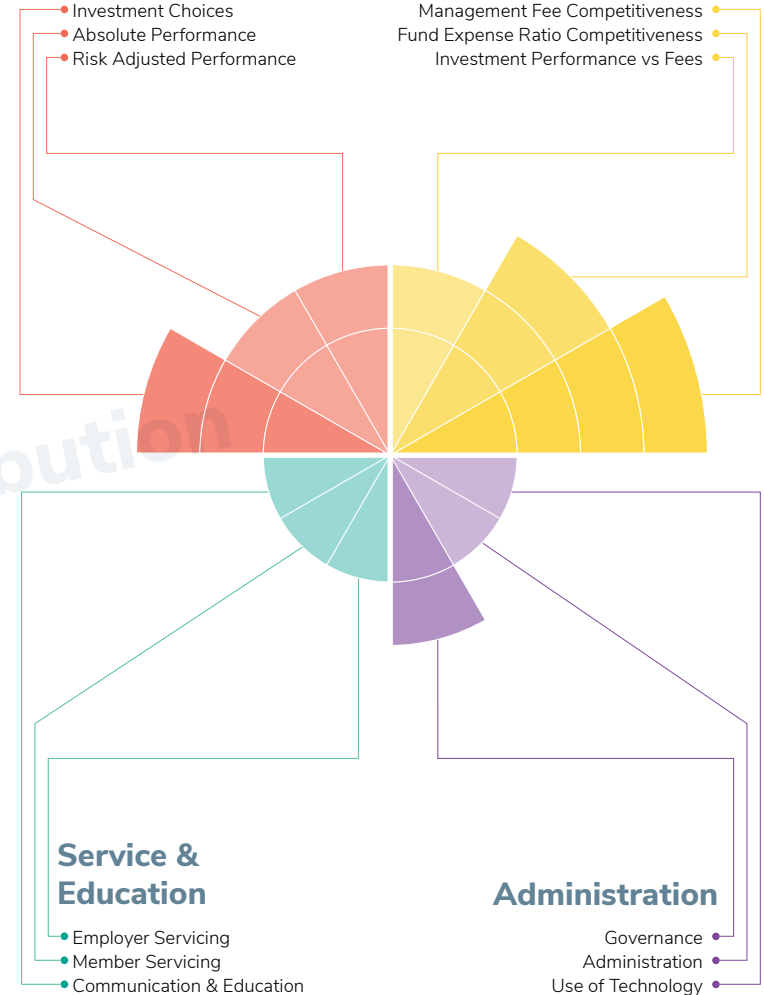
The best 1 year absolute performance within the Mixed Asset Fund (81-100% Equity) category

Investment

- Investment Choices
- Absolute Performance
- Risk Adjusted Performance

Fees & Charges

- Management Fee Competitiveness
- Fund Expense Ratio Competitiveness
- Investment Performance vs Fees



Compared to all MPF Schemes:

Outer Ring:
Excellent
Top 25%

2nd Outer Ring:
Good
Top 50%

2nd Inner Ring:
Average
Top 75%

Inner Ring:
Below Average
Other 25%

AMTD MPF Scheme

Available Fund Choices²



Equity Fund (HK & China)

AMTD Invesco Hong Kong and China Fund

Equity Fund (Asia)

AMTD Invesco Asia Fund

Equity Fund (Europe)

AMTD Invesco Europe Fund

Mixed Asset Fund (81-100% Equity)

AMTD Allianz Choice Growth Fund

Mixed Asset Fund (Target Date)

AMTD Invesco Target 2048 Retirement Fund



Mixed Asset Fund (61-80% Equity)

AMTD Allianz Choice Balanced Fund

Mixed Asset Fund (Target Date)

AMTD Invesco Target 2038 Retirement Fund

Default Investment Strategy Fund

AMTD Invesco Core Accumulation Fund



Mixed Asset Fund (41-60% Equity)

AMTD Allianz Choice Stable Growth Fund

Mixed Asset Fund (Target Date)

AMTD Invesco Target 2028 Retirement Fund



Mixed Asset Fund (21-40% Equity)

AMTD Allianz Choice Capital Stable Fund
AMTD Invesco Target Retirement Now Fund

Mixed Asset Fund (Other)

AMTD Allianz Choice Dynamic Allocation Fund

Default Investment Strategy Fund

AMTD Invesco Age 65 Plus Fund

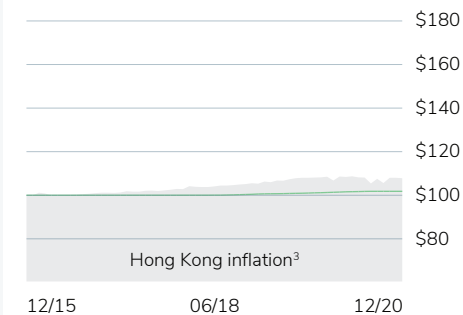
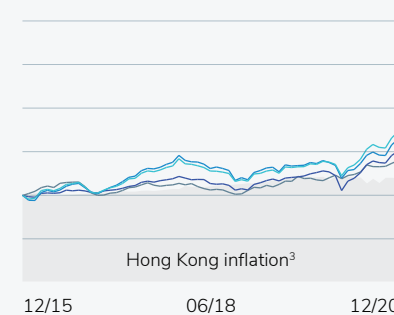
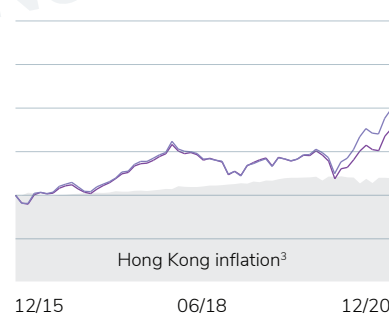
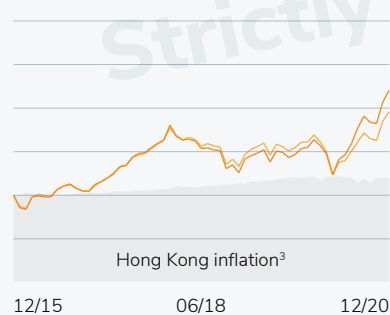
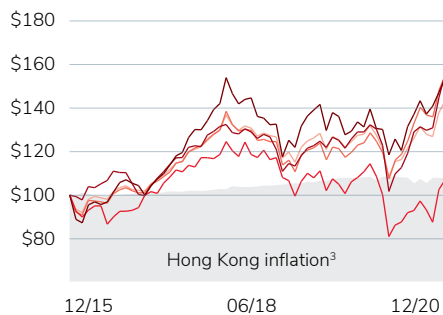
Bond Fund

AMTD Invesco Global Bond Fund



Money Market Fund (MPF Conservative Fund)

AMTD Invesco MPF Conservative Fund



Industry Performance Table¹

MPFR Index Returns	YTD (%)	1 Year (%)	3 Years (% p.a.)	5 Years (% p.a.)	10 Years (% p.a.)
Equity Fund (HK & China)	15.85	15.85	5.22	10.08	4.61
Mixed Asset Fund (81-100% Equity)	15.23	15.23	5.37	8.67	5.42
Mixed Asset Fund (61-80% Equity)	14.67	14.67	5.42	7.78	4.83
Mixed Asset Fund (41-60% Equity)	13.13	13.13	5.06	6.57	3.97
Mixed Asset Fund (21-40% Equity)	10.19	10.19	4.03	4.91	2.74
Consumer price index (CPI)	-0.63	-0.63	1.58	1.53	2.84

Do You Need Advice?

mpf@bis.hk

Further Information

www.mpfratings.com.hk

Methodology

For ratings methodology:
www.mpfratings.com.hk/ratings-methodology/

For awards methodology:
www.mpfratings.com.hk/awards-methodology/

Disclaimer

Information provided by MPF Ratings Limited does not constitute financial product advice & does not take into account individual financial situation, objectives or needs. Although every effort has been made to ensure accuracy of the information, & the information is believed to be correct, accuracy cannot be guaranteed. Before acting on the information, consider appropriateness, having regard for financial objectives, situation & needs. Individuals should consider obtaining independent advice before making any financial decision. Before making a decision regarding any of the products mentioned, individuals should obtain & consider a copy of the relevant MPF scheme brochures & fund fact sheets from the product issuer. No responsibility is accepted for any loss arising (including due to negligence) from anyone acting, or refraining from acting as a result of this material.

¹As at 31 December 2020

²Funds with less than 5 year track record have not been compared to Hong Kong inflation

³Hong Kong inflation = Consumer Price Index (CPI)