

# HANG SENG MANDATORY PROVIDENT FUND - SUPERTRUST PLUS

## FORM GUIDE



### GOLD RATING

A best value for money MPF scheme that is well balanced across all key assessment criteria

### AWARDS



**Good Governance** An MPF scheme that demonstrates a leading standard in integrity, as demonstrated by, sound business management practices and the willingness of MPF scheme sponsor to share information on their business practices

## INVESTMENT

Absolute Performance  
Risk Rating  
Risk Adjusted Performance

Excellent

Excellent

Excellent

Good

Below Avg

Good

## FEES & CHARGES

Management Fee Competitiveness  
Fund Expense Ratio Competitiveness  
Investment Performance vs Fees

Employer Servicing  
Member Servicing  
Communication & Education

Good

Good

Good

Excellent

Excellent

Excellent

## SERVICE & EDUCATION

## ADMINISTRATION

Governance  
Administration Efficiency  
Use of Technology

Compared to all MPF Schemes:

Excellent - Top 25%

Good - Top 50%

Avg - Top 75%

Below Avg - Other 25%

## SCHEME SUMMARY

The **Hang Seng Mandatory Provident Fund - SuperTrust Plus** is Gold rated. Gold rated MPF schemes offer members the **best value** and are generally well regarded across **all** key assessment criteria. 2020 is the fourth year in succession the Scheme has been issued with a Gold rating. The Scheme was awarded the Good Governance award in 2018 and 2020. The Good Governance award is awarded to a scheme who demonstrates a leading standard in integrity, sound business management practices and the willingness to share information on business practices.

## SCHEME FACTS

Trustee  
**HSBC Provident Fund Trustee (Hong Kong) Limited**

Scheme Size (\$m)<sup>1</sup>  
**62,175.41**

Commencement Date  
**1 Dec 2000**

No. of Fund Choices  
**20**

Administrator  
**The Hongkong and Shanghai Banking Corporation Limited**

Scheme Website  
**www.hangseng.com/emfp**

Contact Number  
**2213 2213**

Member Complaint Hotline  
**2213 2213**



# HANG SENG MANDATORY PROVIDENT FUND - SUPERTRUST PLUS - AVAILABLE FUND CHOICES<sup>2</sup>



## EQUITY FUND (HK & CHINA)

- Hang Seng Index Tracking Fund
- Hong Kong and Chinese Equity Fund
- Chinese Equity Fund
- Hang Seng China Enterprises Index Tracking Fund

## EQUITY FUND (ASIA)

- Asia Pacific Equity Fund
- ValueChoice Asia Pacific Equity Fund

## EQUITY FUND (GLOBAL)

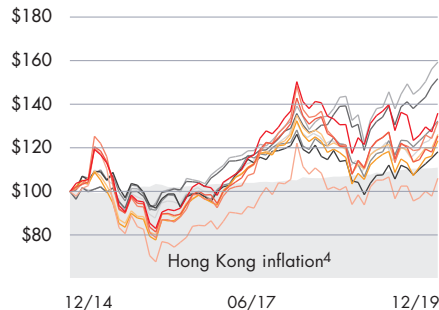
- Global Equity Fund

## EQUITY FUND (REGIONAL EX ASIA)

- European Equity Fund
- North American Equity Fund
- ValueChoice European Equity Fund
- ValueChoice US Equity Fund

## MIXED ASSET FUND (81-100% EQUITY)<sup>3</sup>

- Growth Fund



12/14 06/17 12/19

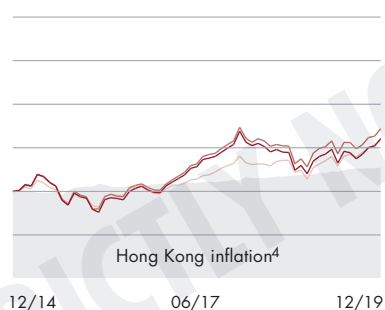


## MIXED ASSET FUND (61-80% EQUITY)<sup>3</sup>

- Balanced Fund
- ValueChoice Balanced Fund

## DEFAULT INVESTMENT STRATEGY FUND

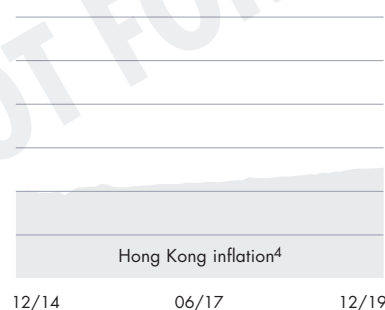
- Core Accumulation Fund (formerly known as Stable Growth Fund)



12/14 06/17 12/19



## MIXED ASSET FUND (41-60% EQUITY)<sup>3</sup>



12/14 06/17 12/19



## MIXED ASSET FUND (21-40% EQUITY)<sup>3</sup>

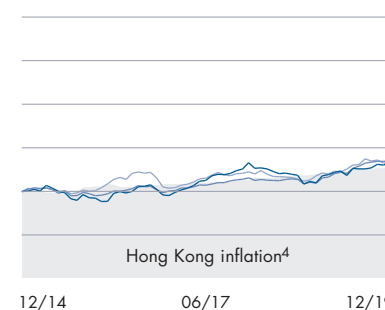
- Stable Fund

## DEFAULT INVESTMENT STRATEGY FUND

- Age 65 Plus Fund (formerly known as Flexi-Managed Fund)

## BOND FUND

- Global Bond Fund



12/14 06/17 12/19

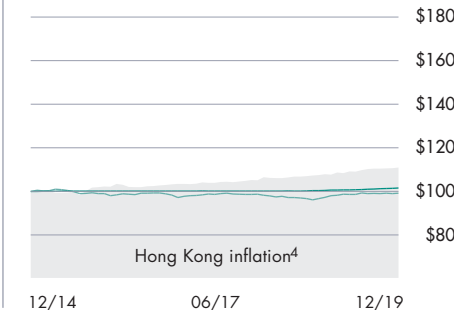


## MONEY MARKET FUND (MPF CONSERVATIVE FUND)

- MPF Conservative Fund

## GUARANTEED FUND

- Guaranteed Fund



12/14 06/17 12/19

<sup>2</sup> Funds with less than 5 year track record have not been compared to Hong Kong inflation

<sup>3</sup> Represents percentage of equity or equity like investment within the fund

## INDUSTRY PERFORMANCE TABLE<sup>1</sup>

This table shows year-to-date cumulative returns, 1yr, 3yr, 5yr and 10yr annualised returns of the MPFR Equity Fund (HK & China), Mixed Asset Funds 81-100, 61-80, 41-60 & 21-40 Indices, compared to Hong Kong inflation over the same periods. Inflation is measured by Hong Kong Consumer Price Index (CPI).

	FYTD	1 Year	3 Years	5 Years	10 Years
MPFR INDEX - EQUITY FUND (HK & CHINA)	13.77	13.77	11.12	5.24	4.03
MPFR INDEX - MIXED ASSET FUND (81-100)	16.81	16.81	9.15	5.07	5.11
MPFR INDEX - MIXED ASSET FUND (61-80)	14.18	14.18	7.87	4.26	4.43
MPFR INDEX - MIXED ASSET FUND (41-60)	11.46	11.46	6.31	3.37	3.42
MPFR INDEX - MIXED ASSET FUND (21-40)	8.70	8.70	4.79	2.29	2.36
CONSUMER PRICE INDEX (CPI)	2.86	2.86	2.38	2.12	3.20

<sup>1</sup>As at 31 December 2019

<sup>4</sup>Hong Kong inflation = Consumer Price Index (CPI)

## DO YOU NEED ADVICE?

mpf@f-p.hk

## FURTHER INFORMATION

For ratings methodology :  
[www.mpratings.com.hk/ratings-methodology](http://www.mpratings.com.hk/ratings-methodology)

For awards methodology :  
[www.mpratings.com.hk/awards-methodology](http://www.mpratings.com.hk/awards-methodology)

[www.mpratings.com.hk](http://www.mpratings.com.hk)

## DISCLAIMER

Information provided by MPF Ratings Limited does not constitute financial product advice & does not take into account individual financial situation, objectives or needs. Although every effort has been made to ensure accuracy of the information, & the information is believed to be correct, accuracy cannot be guaranteed. Before acting on the information, consider appropriateness, having regard for financial objectives, situation & needs. Individuals should consider obtaining independent advice before making any financial decision. Before making a decision regarding any of the products mentioned, individuals should obtain & consider a copy of the relevant principal brochures & fund fact sheet from the product issuer. No responsibility is accepted for any loss arising (including due to negligence) from anyone acting, or refraining from acting as a result of this material.

