

BEA (MPF) VALUE SCHEME

FORM GUIDE



GOLD RATING

A best value for money MPF scheme that is well balanced across all key assessment criteria

AWARDS



1 Year Consistent Performer - Equity Fund (Asia)
The best 1 year absolute performance within the Equity Fund (Asia) category



1 Year Consistent Performer - Mixed Asset Fund (21-40)
The best 1 year absolute performance within the Mixed Asset Fund (21-40) category



1 Year Consistent Performer - Default Investment Strategy Fund (Age 65 Plus Fund)
The best 1 year absolute performance within the Default Investment Strategy Fund (Age 65 Plus Fund) category



5 Year Consistent Performer - Mixed Asset Fund (21-40)
The best 5 year risk-adjusted performance within the Mixed Asset Fund (21-40) category



5 Year Consistent Performer - MPF Conservative Fund
The best 5 year absolute performance within the MPF Conservative Fund category

INVESTMENT

Absolute Performance
Risk Rating
Risk Adjusted Performance

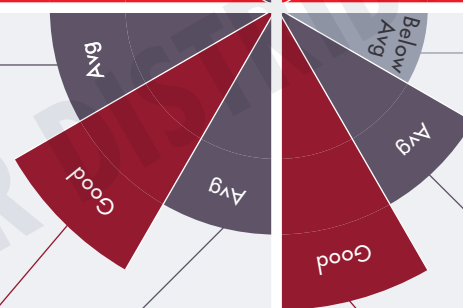


FEES & CHARGES

Management Fee Competitiveness
Fund Expense Ratio Competitiveness
Investment Performance vs Fees

Employer Servicing
Member Servicing
Communication & Education

SERVICE & EDUCATION



Governance
Administration Efficiency
Use of Technology

ADMINISTRATION

Compared to all MPF Schemes:

Excellent - Top 25%

Good - Top 50%

Avg - Top 75%

Below Avg - Other 25%

SCHEME SUMMARY

The **BEA (MPF) Value Scheme** is Gold rated. Gold rated MPF schemes offer members the **best value** for money and are generally well regarded across **all** key assessment criteria. The Scheme was awarded the 1 Year Consistent Performer awards for Equity Fund (Asia), Mixed Asset Fund (21-40) and Default Investment Strategy Fund (Age 65 Plus Fund) categories, and the 5 Year Consistent Performer awards for Mixed Asset Fund (21-40) and MPF Conservative Fund categories in 2020.

SCHEME FACTS

Trustee
Bank of East Asia (Trustees) Limited

Scheme Size (\$m)¹
104.69

Commencement Date
25 Oct 2012

No. of Fund Choices
12

Administrator
Bank of East Asia (Trustees) Limited

Scheme Website
www.hkbea.com

Contact Number
2211 1777

Member Complaint Hotline
2211 1777



BEA (MPF) VALUE SCHEME - AVAILABLE FUND CHOICES²



EQUITY FUND (HK & CHINA)

- BEA Greater China Equity Fund
- BEA Greater China Tracker Fund
- BEA Hong Kong Tracker Fund

EQUITY FUND (ASIA)

- BEA Asian Equity Fund

EQUITY FUND (GLOBAL)

- BEA Global Equity Fund



MIXED ASSET FUND (61-80% EQUITY)³

- BEA Growth Fund

DEFAULT INVESTMENT STRATEGY FUND

- BEA Core Accumulation Fund



MIXED ASSET FUND (41-60% EQUITY)³

- BEA Balanced Fund



MIXED ASSET FUND (21-40% EQUITY)³

- BEA Stable Fund

DEFAULT INVESTMENT STRATEGY FUND

- BEA Age 65 Plus Fund

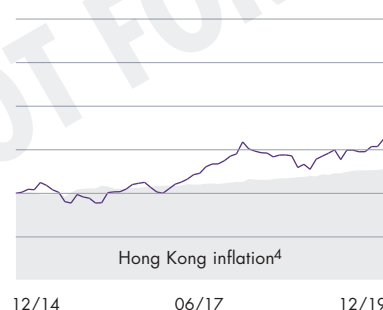
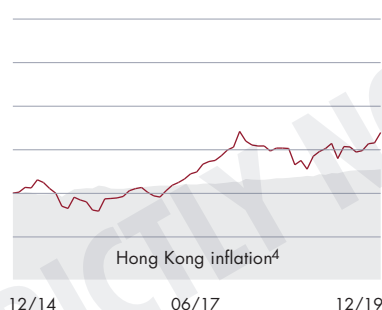
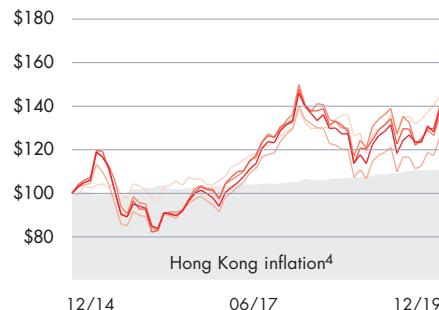
BOND FUND

- BEA Global Bond Fund



MONEY MARKET FUND (MPF CONSERVATIVE FUND)

- BEA MPF Conservative Fund



² Funds with less than 5 year track record have not been compared to Hong Kong inflation

³ Represents percentage of equity or equity like investment within the fund

INDUSTRY PERFORMANCE TABLE¹

This table shows year-to-date cumulative returns, 1yr, 3yr, 5yr and 10yr annualised returns of the MPFR Equity Fund (HK & China), Mixed Asset Funds 81-100, 61-80, 41-60 & 21-40 Indices, compared to Hong Kong inflation over the same periods. Inflation is measured by Hong Kong Consumer Price Index (CPI).

	FYTD	1 Year	3 Years	5 Years	10 Years
MPFR INDEX - EQUITY FUND (HK & CHINA)	13.77	13.77	11.12	5.24	4.03
MPFR INDEX - MIXED ASSET FUND (81-100)	16.81	16.81	9.15	5.07	5.11
MPFR INDEX - MIXED ASSET FUND (61-80)	14.18	14.18	7.87	4.26	4.43
MPFR INDEX - MIXED ASSET FUND (41-60)	11.46	11.46	6.31	3.37	3.42
MPFR INDEX - MIXED ASSET FUND (21-40)	8.70	8.70	4.79	2.29	2.36
CONSUMER PRICE INDEX (CPI)	2.86	2.86	2.38	2.12	3.20

¹As at 31 December 2019

⁴Hong Kong inflation = Consumer Price Index (CPI)

DO YOU NEED ADVICE?

mpf@f-p.hk

FURTHER INFORMATION

For ratings methodology :
www.mpratings.com.hk/ratings-methodology

For awards methodology :
www.mpratings.com.hk/awards-methodology

www.mpratings.com.hk

DISCLAIMER

Information provided by MPF Ratings Limited does not constitute financial product advice & does not take into account individual financial situation, objectives or needs. Although every effort has been made to ensure accuracy of the information, & the information is believed to be correct, accuracy cannot be guaranteed. Before acting on the information, consider appropriateness, having regard for financial objectives, situation & needs. Individuals should consider obtaining independent advice before making any financial decision. Before making a decision regarding any of the products mentioned, individuals should obtain & consider a copy of the relevant principal brochures & fund fact sheet from the product issuer. No responsibility is accepted for any loss arising (including due to negligence) from anyone acting, or refraining from acting as a result of this material.

